



# 产品承认书 SPECIFICATION FOR APPROVAL

客户名称:

CUSTOMER

我司料号:

OUR PART NO.

XR0410-1R0

我司品名:

OUR PART NAME

Color ring inductance

送样日期:

DATE SAMPLES

数量:

QUANTITY

## 制造确认 MANUFACTURER APPROVE

拟制 DRAWN	审核 CHECKED	确认 APPROVED
Hu Fangting	RaoPing	ZhongCuilan

## 客户确认 CUSTOMER APPROVE

客户名称 CUSTOMER NAME:

客户料号 CUSTOMER P/N:

规格型号 DESCRIPTION: 0410 1.0uH ±10% 920mA

检查结果:  合格  不合格

签名及盖章:

INSPECT RESULT ACCEPT REJECT

SIGNATURE AND STAMP

说明 REMARK:

如对本承认书内容有异议请提出或标记发送至我司, 本承认书在未收到异议回复时于本承认书提供一周后生效。

If you have any objection to the contents of this acknowledgment, please raise it or send the mark to us. The acknowledgment will become effective one week after the acknowledgment is provided in the absence of any objection.

东莞市祥如电子有限公司

DONGGUAN XIANGRU ELECTRONICS CO., LTD

Tel: 0769-86346548 Fax: 0769-86346358

email: dgxiangru@126.com

**1、订货代码 HOW TO ORDER:**

举例 For example:

<b>XR</b>	<b>0307</b>	<b>---</b>	<b>220</b>	<b>K</b>	<b>P</b>	<b>52</b>	<b>E</b>
<b>A</b>	<b>B</b>	<b>C</b>	<b>D</b>	<b>E</b>	<b>F</b>	<b>G</b>	

<b>A.</b>	产品类别 Product type
<b>XR</b>	轴向色码电感器 Axial color code inductor

<b>C.</b>	标称电感量 Nominal inductance ( $\mu\text{H}$ )
	前两位数字为有效数字，后一位数字表示零的两个数。
	The first two digits are significant, and the third digit is number of zero.
	*例如 For example: 101=100 $\mu\text{H}$ ; 5R6=5.6 $\mu\text{H}$ R22=0.22 $\mu\text{H}$

<b>E.</b>	包装方式 Packaging style	
	<b>P</b>	盒带包装 Ammo
	<b>T</b>	卷带包装 Reel
	<b>F</b>	直脚轴向 Axial
	<b>L</b>	直脚成型 Straight lead formed
	<b>V</b>	弯脚成型 Bent lead formed
	<b>VK</b>	弯脚 K 型 Bent lead K formed

<b>G.</b>	备注 Remark	
	<b>E</b>	无铅 Lead Free
	空格 Blank	含铅 Lead Contained

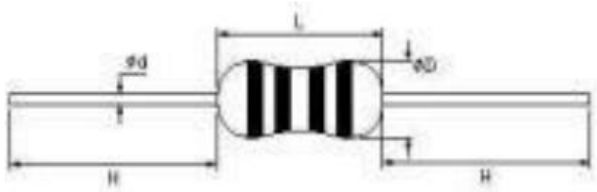
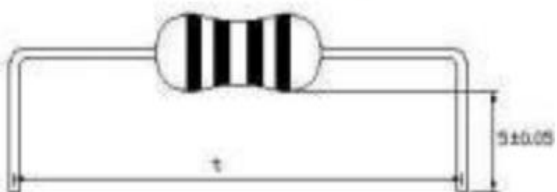



<b>B.</b>	尺寸 Dimensions (mm)	
	类型 Type	外径 Dmax
	<b>0240</b>	<b>2.3</b>
	<b>0307</b>	<b>2.8</b>
	<b>0410</b>	<b>4.0</b>
	<b>0510</b>	<b>5.0</b>
	体长 Lmax	<b>4.2</b>
	<b>10.5</b>	<b>10.5</b>

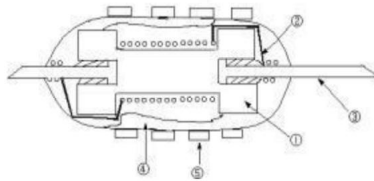
<b>D.</b>	感量偏差 Tolerance	
	<b>J</b>	$\pm 5\%$
	<b>K</b>	$\pm 10\%$
	<b>M</b>	$\pm 20\%$

<b>F.</b>	引脚形式 Lead configuration	
	编带 Tape & reel	26 编带内距: 26mm Tape width:
	<b>52</b>	编带内距: 52mm Tape width:
	<b>05</b>	引脚脚距: 5.08mm Formed lead pitch:
	<b>07</b>	引脚脚距: 7.5mm Formed lead pitch:
	<b>10</b>	引脚脚距: 10.0mm Formed lead pitch:
	<b>12</b>	引脚脚距: 12.5mm Formed lead pitch:
	<b>15</b>	引脚脚距: 15.0mm Formed lead pitch:
	<b>17</b>	引脚脚距: 17.5mm Formed lead pitch:
	<b>20</b>	引脚脚距: 20.0mm Formed lead pitch:

#### 2、外形尺寸 EXTERNAL DIMENSIONS:

类型 Type	尺寸 Body size (mm)					
	$\phi D \leq$	$L \leq$	t	$\Phi d$	$H \geq$	
XR0204	2.3	4.2	t = 5.08 ± 0.6 t = 7.50 ± 0.6	0.50 ± 0.05		 <p style="text-align: center;">轴向 ( Axial )</p>  <p style="text-align: center;">直脚成型 ( L type )</p>  <p style="text-align: center;">弯脚成型 ( V type )    弯脚 K 型 ( VK type )</p>
XR0307	2.8	7.0	t = 10.0 ± 0.6 t = 12.5 ± 0.6	0.50 ± 0.05		
XR0410	4.0	10.5	t = 12.5 ± 0.6 t = 15.0 ± 0.6 t = 17.5 ± 0.6 t = 20.0 ± 0.6	0.60 ± 0.05	20	
XR0510	5.0	10.5	t = 15.0 ± 0.6 t = 17.5 ± 0.6 t = 20.0 ± 0.6	0.65 ± 0.05		

#### 3、产品结构 STRUCTURE:



序号 NO.	① 磁芯 Core	② 漆包线 Wire	③ 引脚 Lead	④ 涂覆层 Coating	⑤ 色码 Color code
材料名称 Material name	铁氧体 Ferrite	漆包铜线 Enamelled wire	镀锡铜线 Tinned copper wire	环氧树脂 Epoxy resin	环氧色漆 Epoxy paint for Color coding

客户名称 CUSTOMER		日期 DATE	2024/5/29
客户物料编号 CUSTOMER P/N		客户规格型号 DESCRIPTION	0410 1.0uH ±10% 920mA
我司物料编号 OUR PART NO	XR0410-1R0	我司品名 OUR PART NAME	Color ring inductance

**电性能参数**

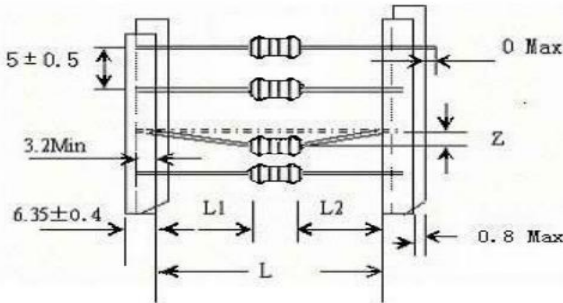
## Electrical performance parameters

类型 Type	电感量 Inductance (μH)	误差 Tolerance (±)	Q值 (min)	直流电阻 RDC (Ω) max	测试频率 Test frequency (MHz)	自谐频率 SRF (MHz) min	额定电流 Rated current IDC (mA) max
XR0410-1R0	1.0	10	45	0.19	25.2	157	920
测试仪器 Test equipment	HP4285A (HP4286A, HP4287A)			HP4338B		HM9461	HP42841A
环境温度Ambient temperature	18~25℃						
环境湿度Ambient humidity	45%~75%						

**4、包装方式 PACKAGING STYLE:**

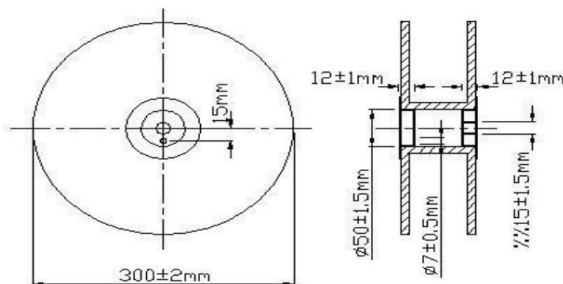
## ● 编带尺寸 Taping dimensions

单位 Unit: mm

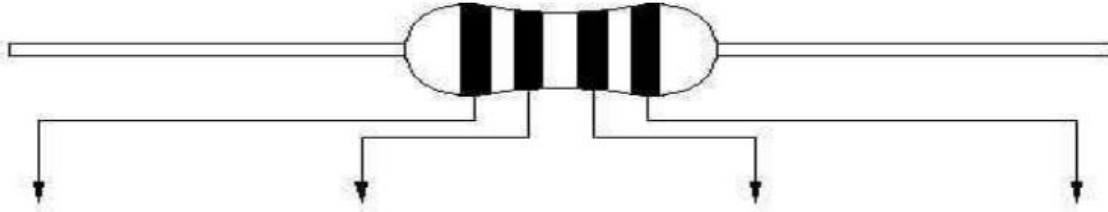


编带方式 Tape style	L	Z	[L1- L2]
编带内距:26 Tape width	26±1.0	0.8 Max	1.0 Max
编带内距:52 Tape width	±2.0 52 -1.0	1.2 Max	

## ● 卷带包装尺寸 Tape &amp; reel packaging dimensions



#### 5、色码标记代号 MARKING



		标称电感量 Nominal inductance (μH)		感量偏差 Tolerance
	第一色环 1st color zone	第二色环 2nd color zone	第三色环 3rd color zone	第四色环 4th color zone
	第一数字 1st digit	第二数字 2nd digit	第三数字 3rd digit	
黑 Black	0	0	$\times 10^0$ (1)	M: $\pm 20\%$
棕 Brown	1	1	$\times 10^1$ (10)	
红 Red	2	2	$\times 10^2$ (100)	
橙 Orange	3	3	$\times 10^3$ (1000)	
黄 Yellow	4	4	$\times 10^4$ (10000)	
绿 Green	5	5	$\times 10^5$ (100000)	
蓝 Blue	6	6		
紫 Purple	7	7		
灰 Gray	8	8		
白 White	9	9		
金 Gold	/	/	$\times 10^{-1}$ (0.1)	J: $\pm 5\%$
银 Silver	/	/	$\times 10^{-2}$ (0.01)	K: $\pm 10\%$

\*例如 e.g. : 1.标称电感量及偏差为 22uH,  $\pm 5\%$ 的电感器其色码为: 红+红+黑+金; If nominal inductance & tolerance is 22uH,  $\pm 5\%$ , respectively red+red+black+gold should be marked; 2.标称电感量及偏差 1.0uH,  $\pm 10\%$ 的电感器其色码为: 棕+黑+金+银; If nominal inductance & tolerance is 1.0uH,  $\pm 10\%$ , respectively brown+black+gold+silver should be marked; 3.标称电感量及偏差为 0.22uH,  $\pm 20\%$ 的电感器其色码为: 红+红+银+黑。 If nominal inductance & tolerance is 0.22uH,  $\pm 20\%$ , respectively red+red+silver+black should be marked.

\*备注: XR0204 由于体长较小, 只标注前三条代表标称电感量的色码。NOTE: Only the first three color zones are marked on the body of XR0204, due to the small body