



产品承认书 SPECIFICATION FOR APPROVAL

客户名称:
CUSTOMER

我司料号:
OUR PART NO.

XR0807SQ-6N9JLC

我司品名:
OUR PART NAME

Patch wound inductor

送样日期:
DATE SAMPLES

数量:
QUANTITY

制造确认 MANUFACTURER APPROVE

拟制 DRAWN	审核 CHECKED	确认 APPROVED
HuFangting	RaoPin	Zhongcuilan

客户确认 CUSTOMER APPROVE

客户名称 CUSTOMER NAME:

客户料号 CUSTOMER P/N:

规格型号 DESCRIPTION: 0807SQ 6N9 2.7A 3TR

检查结果: 合格 不合格

签名及盖章:

INSPECT RESULT ACCEPT REJECT

SIGNATURE AND STAMP

说明 REMARK:

如对本承认书内容有异议请提出或标记发送至我司，本承认书在未收到异议回复时于本承认书提供一周后生效。

If you have any objection to the contents of this acknowledgement, please put forward or mark it and send it to our company. This acknowledgement will take effect one week after it is provided if you do not receive an objection reply.

东莞市祥如电子有限公司

Dongguan xiangru electronics co., ltd

Tel: 0769-86346548 Fax: 0769-86346358

email: dgxiangru@126.com

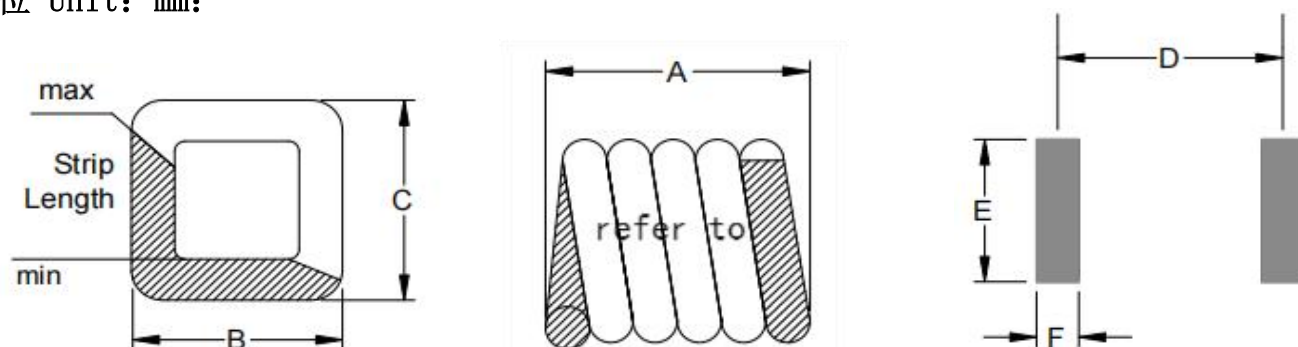
产品承认书

SPECIFICATION FOR APPROVAL

客户名称 CUSTOMER		日期 DATE	2024-10-29
客户物料编号 CUSTOMER P/N		客户规格型号 DESCRIPTION	0807SQ 6N9 2.7A 3TR
我司物料编号 OUR PART NO	XR0807SQ-6N9JLC	我司品名 OUR PART NAME	Patch wound inductor

外观尺寸 Appearance of size :

单位 Unit: mm:



A	B	C	D	E	F	Weight(mg)	cylinder number
1.3±0.15	1.83±0.15	1.52±0.15	1.02	2.6	0.51	9.1	3TR

(以上尺寸为手工测量只做参考详细尺寸以实物为准) (The above dimensions are measured by hand for reference only. The detailed dimensions are subject to the physical objects.)

特点 Features :

- 电感值从5.5 nH到27.3 nH。 Inductance values from 5.5 nH up to 27.3 nH.
- 卓越品质因数-高达130。 Excellent Quality Factor - up to 130.
- 自共振频率高。 High self-resonant frequency.
- 超小型尺寸，最高电流可达4.4安培。 Ultra-miniature size, high currents up to 4.4 Amps.
- 平坦的顶部和底部，可确保可靠的拣选和放置以及机械稳定性。 Flat top and bottom for reliable pick and place and mechanical stability.
- 所有值均可接受2%、5%的容差。 All value availbale in 2%, 5% tolerance.
- 镀银焊料的引线确保可靠的焊接。 Ag-solder coated leads ensure reliable soldering.



产品承认书
SPECIFICATION FOR APPROVAL

产品识别: Product Identification :

XR **0807SQ** — **6N9** **J** **L** **C**
① ② ③ ④ ⑤ ⑥

① product brand

②Product code

③Inductance value : [nH] 5N5=5.5nH 23N=23.0 nH

④nductance Tolerance : G = 2%, J = 5%(Table shows stock tolerances in bold.)

⑤Termination code:

L = RoHS compliant tin-silver (96.5/3.5) over copper.Special order, added cost.

T = RoHS tin-silver-copper (95.5/4/0.5) over copper or.

S = non-RoHS tin-lead (63/37) over copper.

⑥Packaging code:

C=7''machine-ready reel.EIA-481 embossed plastic tape.

B= 13''machine-ready reel.EIA-481 embossed plastic tape. Factory order only, not stocked.

Environmental Data :

1.Operating temperature:-40℃~+125℃, (Including coil's self temperature rise).

2.Ambient temperature: -40℃~+125℃. (referring to Irms).

3.Storage temperature(on tape & reel packing):-40℃~+80℃; 75% RH max.

4.RoHS compliance ,Halogen free available.260℃ compatible.

Applications:

1.Especially for RF applications. 2.Ideal for high current applications. 3.Broad band filter. 4.RF-Decoupling.

* Please note that the document is subject to change without notice.
Please check web site for latest information.

*The product may not be used in medical or high risk applications
without prior NaHeng approval.



产品承认书

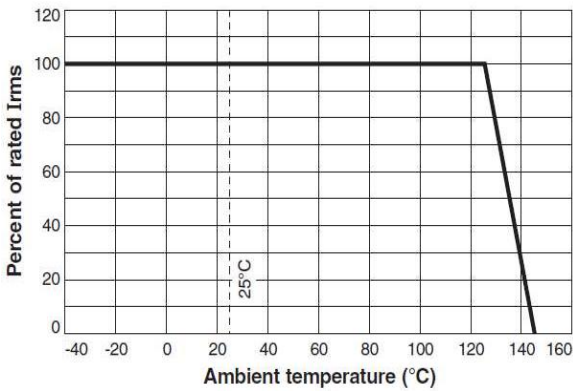
SPECIFICATION FOR APPROVAL

客户名称 Customer name		日期 date	2024-10-29
客户物料编号 CUSTOMER P/N		客户规格型号 DESCRIPTION	0807SQ 6N9 2.7A 3TR
我司物料编号 OUR PART NO	XR0807SQ-6N9JLC	我司品名 OUR PART NAME	Patch wound inductor

电能参数 Electric energy parameter

型号 Part Number	电感量 Inductance L (nH)	误差 Tol. ±%	Q _{typ}	SRF _{typ} (GHz)	直流电阻 DCR max (mΩ)	额定电流 I _{rms} (A)
XR0807SQ-6N9JLC	6.9	5	100	4.6	6.0	2.7

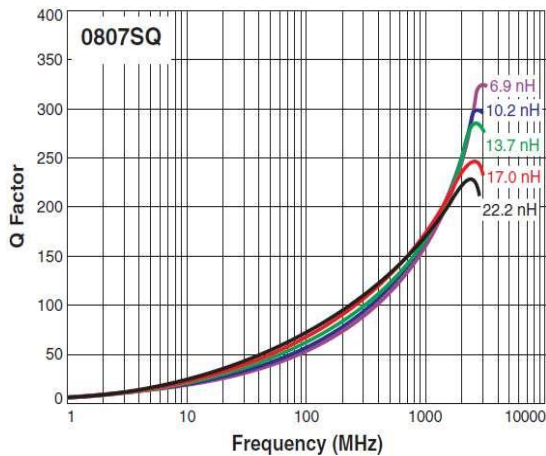
Irms Derating:



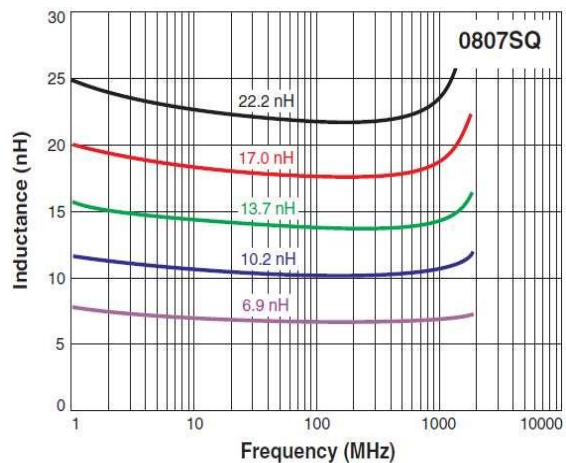
1. Inductance measured at 400MHz, 0.1V_{rms}, 0 A using HP4287A LCR meter or equivalent with 9699 test fixture.
2. Inductance tolerance in bold are stocked for shipment
3. Q measured at 400MHz, using HP4287A LCR meter or equivalent.
4. SRF measured using HP8753 network analyzer and SMD test fixture.
5. Current that causes a 20°C temperature rise from 25°C ambient.
6. Electrical specification at 25°C ambient.

Electrical Characteristic Curve :

Typical Q vs Frequency:



Typical L vs Frequency:





注意事项 Matters needing attention

1、本公司产品适用于 AV 设备、OA 设备、家电、信息服务等一般电子设备中。应用：

Our products are designed and promoted for use in general electronic devices such as audio-video equipment, office automation equipment, home appliance and information service.

2、当本公司的产品使用在一般电子设备以外的领域时，对于此所引发的设备失效我司将不承担任何法律责任。

In case of using the product for the purpose other than general electronics devices, we shall not be held liable for any dysfunctions in or damage to the equipment with which the product is used.

3、本承认书只保证我司产品作为一个单体时的质量情况，当我司产品被安装到贵司产品上时，请贵司对使用在贵司电路上的产品情况进行了有效评价和确认。

Our specification limits the quality of the component as a single unit. Please ensure the component is thoroughly evaluated in your application circuit.

4、不要对产品施加过大的振动或机械冲击；

Do not apply excessive vibration or mechanical shock to products.

5、为防止断线，请不要使用锋利的物体接触线圈，如镊子；

Do not touch wire with sharp objects such as tweezers to prevent wire breakage.

6、在产品贴装时不要使用过大的压力，避免磁芯断裂。

Do not apply excessive stress to products mounted on boards to prevent core breakage.

7、为保证端子电极的焊接特性和包装材料处于良好状态，请于本公司发货后 6 个月内使用本产品。同时，由于端子电极的焊接特性会随时间发生变化，如果贮存时间超过 6 个月，请首先确认其焊接特性后再安装使用。

To maintain the solderability of terminal electrodes and to keep the packing material in good condition, product should be used within 6 months from the time of delivery. And the solderability of products electrodes may decrease as time passes, so in case of storage over 6 months, solderability

8、存放货物的仓库应满足以下条件 Store products in a warehouse in compliance with the following condition:

条件 Conditions	元件含包装物 Packing status	元件自身 Component itself
温度 Temperature	(-25~+40℃)	-25~+85℃
湿度 Humidity	30~70%RH	30~70%RH

9、不要使产品遭受温度和湿度的快速变化。

Do not subject products to rapid changes in temperature and humidity.

10、不要将产品存放在化学环境中，如硫酸气体或碱性气体中，否则会降低电极端子的焊接特性和使电感器腐蚀。

Do not store the products in chemical atmosphere such as one containing sulfurous acid gas or alkaline gas, that will causes poor solderability and corrosion of inductors.

11、为了避免受潮气、灰尘等物质的影响，产品应保管于货架上。

Store products on pallets to protect from humidity, dust, etc

12、产品应避免热冲击、振动以及直接光照等等。

Avoid heat shock, vibration, direct sunlight, etc.