



产品承认书 SPECIFICATION FOR APPROVAL

客户名称:

CUSTOMER

我司料号:

OUR PART NO.

XR1212CS-90NML

我司品名:

OUR PART NAME

Patch wound inductor

送样日期:

DATE SAMPLES

数量:

QUANTITY

制造确认 MANUFACTURER APPROVE

拟制 DRAWN	审核 CHECKED	确认 APPROVED
HuFangting	RaoPin	Zhongcuilan

客户确认 CUSTOMER APPROVE

客户名称 CUSTOMER NAME:

客户料号 CUSTOMER P/N:

规格型号 DESCRIPTION:

1212CS 90NH $\pm 20\%$ 33.0A

检查结果: 合格 不合格

签名及盖章:

INSPECT RESULT ACCEPT REJECT

SIGNATURE AND STAMP

说明 REMARK:

如对本承认书内容有异议请提出或标记发送至我司, 本承认书在未收到异议回复时于本承认书提供一周后生效。

If you have any objection to the contents of this acknowledgement, please put forward or mark it and send it to our company. This acknowledgement will take effect one week after it is provided if you do not receive an objection reply.

东莞市祥如电子有限公司

Dongguan xiangru electronics co., ltd

Tel: 0769-86346548 Fax: 0769-86346358

email: dgxiangru@126.com

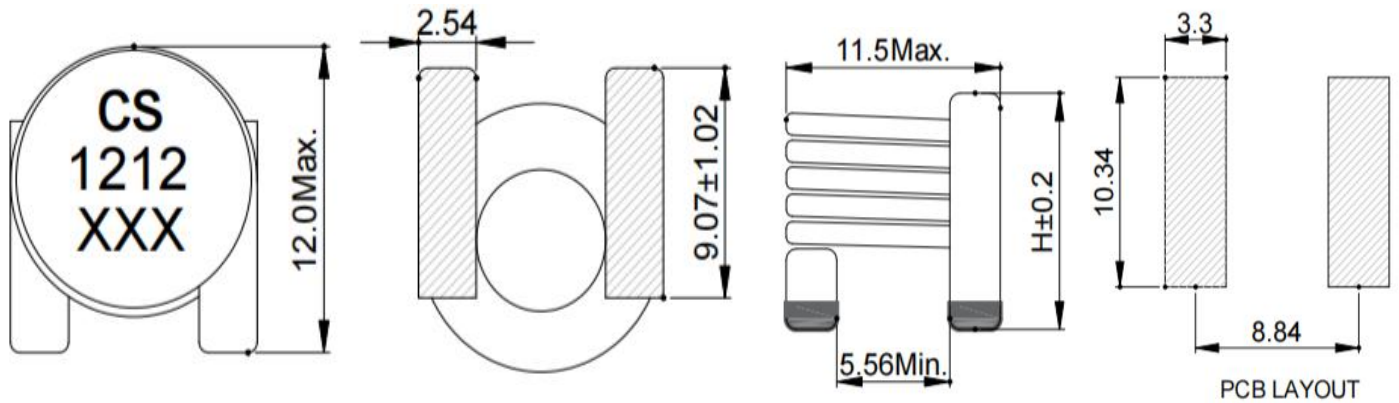
产品承认书

SPECIFICATION FOR APPROVAL

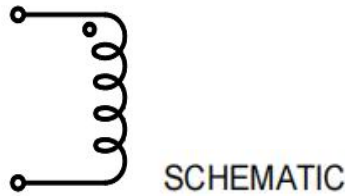
客户名称 CUSTOMER		日期 DATE	2025-01-17
客户物料编号 CUSTOMER P/N		客户规格型号 DESCRIPTION	1212CS 90NH ±20% 33.0A
我司物料编号 OUR PART NO	XR1212CS-90NML	我司品名 OUR PART NAME	Patch wound inductor

外观尺寸 Appearance of size

单位 Unit: mm

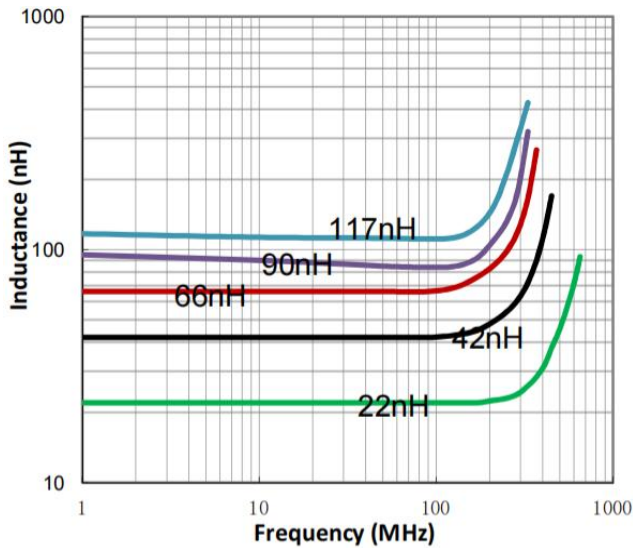


原理图 Schematic diagram:

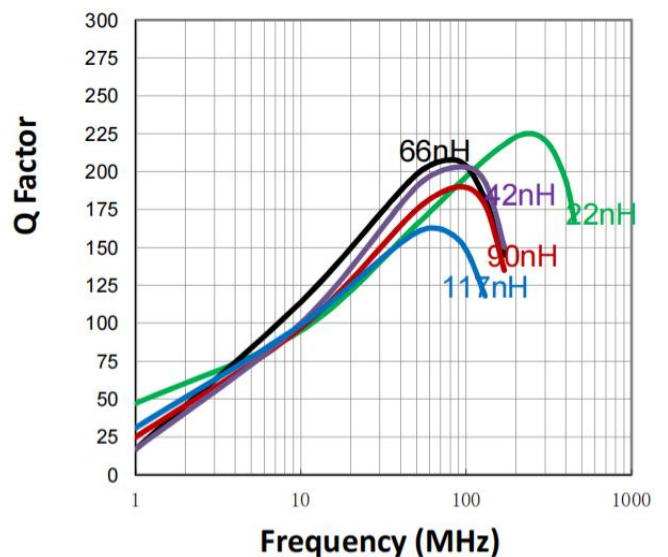


电气性能曲线 Electrical Characteristic Curve:

CS1212 L VS Frequency



CS1212 Q VS Frequency



产品承认书

SPECIFICATION FOR APPROVAL

客户名称 CUSTOMER		日期 DATE	2025-01-17
客户物料编号 CUSTOMER P/N		客户规格型号 DESCRIPTION	1212CS 90NH ±20% 33.0A
我司物料编号 OUR PART NO	XR1212CS-90NML	我司品名 OUR PART NAME	Patch wound inductor

1. 空心线圈，不会磁饱和：Air-core. Non magnetic saturation.
2. 贴片类型，易于安装：SMD type. Easy to install.
3. 符合环保要求：RoHS compatible.
4. 工作温度：-40℃~+220℃：Operating temperature : -40℃~+220℃.



电气特性Electrical characteristics:

Inductance 电感量 nH ± 20%	DCR 直流电阻 mΩ		quality factor 品质因数		SRF 自谐频率 (MHz)	Irms 温升电流 (A)		Height 高度 (mm) max	/
	typ	max	Q	频率 (MHz)		20°C rise	40°C rise		
90	1.1	1.20	175	50	444	33.0	45.0	10.4	/

备注Remark:

①感量测试采用 Agilent 4284A 数字电桥或同等仪器；测试频率 1MHz. Inductance is measured with a LCR meter Agilent 4284A or equivalent. Test frequency at 1MHz

②直流电阻测试采用 Keithley 580 毫欧表或同等仪器；环境温度 25° C. DC resistance is measured with Keithley 580 Milliohm Meter, or equivalent. Reference ambient temperature 25° C

③Q 使用安捷伦/HP 4291A 阻抗分析仪或同等产品在指定频率下测量. Q measured at the specified frequency using an Agilent/HP 4291A impedance analyzer or equivalent.

④SRF 使用 Agilent E5061B 网络分析仪和 Agilent 16193A 测试夹具测量. SRF measured using an Agilent E5061B network analyzer and an Agilent 16193A test fixture.

⑤导致指定温度从 25° C 环境温度上升的电流。此信息仅供参考，不代表绝对最大额定值. Current that causes the specified temperature rise from 25° C ambient. This information is for reference only and does not represent absolute maximum ratings.

⑥25° C 时的电气规格. Electrical specifications at 25° C

制表 MADE	审核 CHECKED	批准 APPROVED	
HuFangting	RaoPin	Zhongcuilan	