



产品承认书
SPECIFICATION FOR APPROVAL

客户名称:

CUSTOMER

我司料号:

OUR PART NO.

XRCD65-202M

我司品名:

OUR PART NAME

SMD CD power Inductor

送样日期:

DATE SAMPLES

数量:

QUANTITY

制造确认 MANUFACTURER APPROVE

| 拟制 DRAWN | 审核 CHECKED | 确认 APPROVED |
|------------|------------|-------------|
| HuFangting | RaoPin | Zhongcuilan |

客户确认 CUSTOMER APPROVE

客户名称 CUSTOMER NAME:

客户料号 CUSTOMER P/N:

规格型号 DESCRIPTION:

CD65 2mH \pm 20% 0.3A

检查结果: 合格 不合格

签名及盖章:

INSPECT RESULT ACCEPT REJECT

SIGNATURE AND STAMP

说明 REMARK:

如对本承认书内容有异议请提出或标记发送至我司，本承认书在未收到异议回复时于本承认书提供一周后生效。

If you have any objection to the contents of this acknowledgement, please put forward or mark it and send it to our company. This acknowledgement will take effect one week after it is provided if you do not receive an objection reply.

东莞市祥如电子有限公司

Dongguan xiangru electronics co., ltd

Tel: 0769-86346548 Fax: 0769-86346358

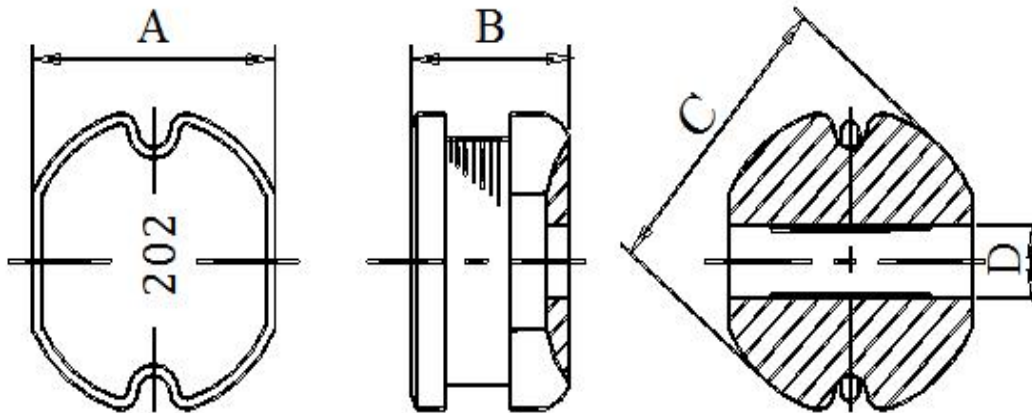
Email: dgxiangru@126.com

| | | | |
|------------------------|-------------|-----------------------|-----------------------|
| 客户名称 CUSTOMER | | 日期 DATE | 2026/3/10 |
| 客户物料编号 CUSTOMER P/N | | 客户规格型号 DESCRIPTION | CD65 2mH ±20% 0.3A |
| 我司物料编号 OUR PART NO | XRCD65-202M | 我司品名 OUR PART NAME | SMD CD power Inductor |

1.Features (产品特性)

- 1.1 : Magnetic metal powder inductor.
- 1.2 : Compact design.
- 1.3 : High current, low DCR, high efficiency.
- 1.4 : Very low acoustic noise and very low leakage flux noise.
- 1.5 : High reliability.
- 1.6 : 100% Lead(Pb)-Free and RoHS compliant.

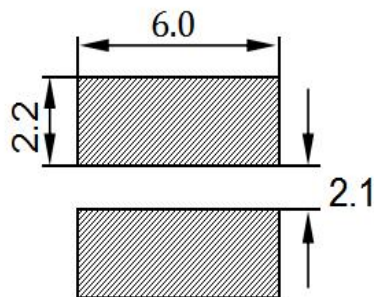
2.Dimensions (外形尺寸) :



| A | B | C | D | Wire diameter, number of turns |
|---------|---------|----------|--------|--------------------------------|
| 6.0±0.3 | 5.0±0.3 | Ø6.8±0.3 | 2.1Ref | 0.09线*250.5TS B3.3 |

3. Recommend Land Pattern Dimensions (推荐焊盘)

Unit : mm



Recommended patterns



产品承认书
SPECIFICATION FOR APPROVAL

| | | | |
|------------------------|-------------|-----------------------|-----------------------|
| 客户名称 CUSTOMER | | 日期 DATE | 2026/3/10 |
| 客户物料编号 CUSTOMER P/N | | 客户规格型号 DESCRIPTION | CD65 2mH ±20% 0.3A |
| 我司物料编号 OUR PART NO | XRCD65-202M | 我司品名 OUR PART NAME | SMD CD power Inductor |

4.Specifications (电气参数)

| Part Number | L0 Inductance (uH)@(0A) | precision (±) | DCR (Ω) | | Heat Rating CurrentDC Amps. Idc (A) | SaturationCurrent DC Amps. Isat (A) |
|-------------|----------------------------|------------------|---------|-----|---|---|
| | | | Typ. | Max | | |
| XRCD65-202M | 2000 | 20% | 11.4 | / | 0.3 | / |

NOTES:

1. Idc : DC current (A) that will cause an approximate ΔT of 40°C
2. Isat : DC current (A) that will cause Lo to drop approximately 10%
3. All test data is referenced to 25°C ambient
4. Operating Temperature Range -55°C to +125°C
5. The part temperature (ambient + temp rise) should not exceed 125°C under the worst operating conditions. Circuit design, component placement, PWB trace size and thickness, airflow and other cooling provisions all affect the part temperature. Part temperature should be verified in the end application.
6. TEST FREQUENCY:1KHz,0.25V
7. TESTING INSTRUMENT L : 创达1068+1310; DCR:502BC



产品承认书 SPECIFICATION FOR APPROVAL

| | | | |
|------------------------|-------------|-----------------------|-----------------------|
| 客户名称 CUSTOMER | | 日期 DATE | 2026/3/10 |
| 客户物料编号 CUSTOMER P/N | | 客户规格型号 DESCRIPTION | CD65 2mH ±20% 0.3A |
| 我司物料编号 OUR PART NO | XRCD65-202M | 我司品名 OUR PART NAME | SMD CD power Inductor |

5. TEST REPORT

| TEST REPORT | | | | | | |
|---------------------------|----------------------|-----------|-----------|----------|---------|---|
| Electrical Characteristic | | | | | | |
| Item | | | | | | |
| | L0A | DCR | I rms | | I sat | |
| Specification | 2000uH | 11.4Ω | 0.3Amps | | Amps | |
| Tolerance | ±20% (1KHz/0.25V) | Max | ΔT ≦ 40℃ | | L ≧ 90% | |
| 1 | 2008.11 | 11.35 | 33.6℃ | | 95.90% | |
| 2 | 2003.22 | 11.35 | | | | |
| 3 | 2000.88 | 11.32 | | | | |
| 4 | 2010.13 | 11.42 | | | | |
| 5 | 2012.03 | 11.37 | | | | |
| X ⁻ | 2007.14 | 11.31 | | | | |
| Item | | | | | | |
| | A | B | C | D | E | F |
| Specification | 6.0 | 5.0 | 6.8 | 2.1 | / | / |
| Tolerance | ± 0.3(mm) | ± 0.3(mm) | ± 0.3(mm) | ±0.3(mm) | | |
| 1 | 6.11 | 5.06 | 6.83 | 2.11 | | |
| 2 | 6.13 | 5.09 | 6.85 | 2.13 | | |
| 3 | 6.14 | 5.04 | 6.81 | 2.15 | | |
| 4 | 6.12 | 5.05 | 6.82 | 2.14 | | |
| 5 | 6.09 | 5.05 | 6.81 | 2.12 | | |
| X-- | 6.12 | 5.08 | 6.83 | 2.11 | | |



产品承认书
SPECIFICATION FOR APPROVAL

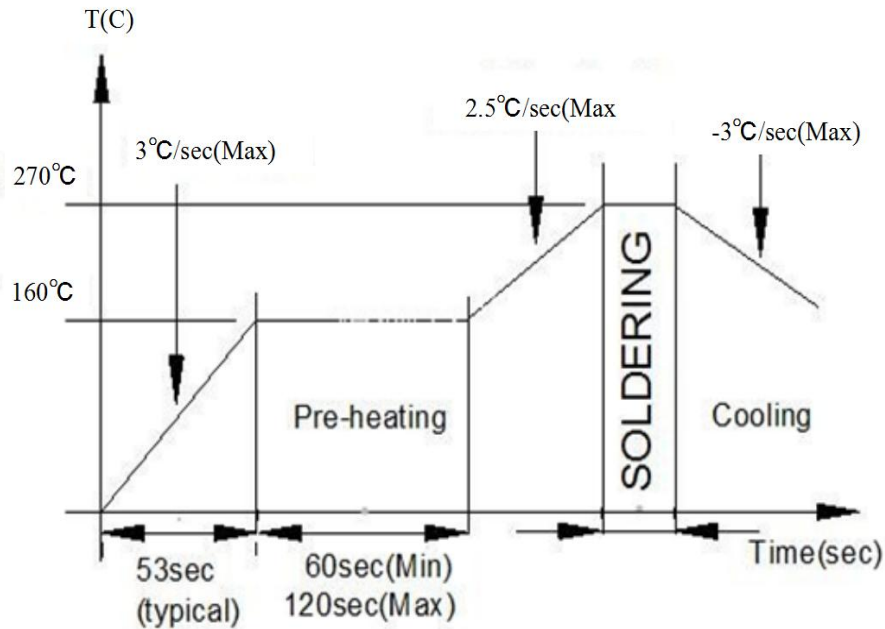
| | | | |
|---|--|--|--|
| 客户名称 CUSTOMER | | 日期 DATE | 2026/3/10 |
| 客户物料编号 CUSTOMER P/N | | 客户规格型号 DESCRIPTION | CD65 2mH ±20% 0.3A |
| 我司物料编号 OUR PART NO | XRCD65-202M | 我司品名 OUR PART NAME | SMD CD power Inductor |
| 6. Reliability and Test Condition (可靠性和测试条件) | | | |
| Item | Performance | Test Condition | |
| Operating temperature | (-55~+125℃) | | |
| Storage temperature | (-10~+40℃),50~60%RH (Product without taping) | | |
| Electrical Performance Test | | | |
| Inductance | Refer to standard electrical characteristics list. | HP4284A,CH11025,CH3302,CH1320,CH1320S | |
| DCR | | CH16502,Agilent33420A Micro-Ohm Meter. | |
| Saturation Current (Isat) | ΔL10% typical. | Saturation DC Current (Isat) will cause L0 to drop ΔL(%)(keep quickly). | |
| Heat Rated Current (Irms) | Approximately ΔT≦40℃ | Heat Rated Current (Irms) will cause the coil temperature rise ΔT(℃) without core loss. | |
| Reliability Test | | | |
| High Temperature Exposure | Electric specifications should be satisfied | Temperature:125±2℃. | |
| Test | | Duration:2200±12hrs. | |
| Low Temperature Life Test | | Temperature:-55±2℃ | |
| Biased Humidity Test | | Humidity:85±3%RH. Temperature:85±2℃. Duration:2200±12hrs. | |
| Thermal shock test | | Condition for 1 cycle Step1:-55+0 / -2℃ 15±1 min. Step2:Room temperature within ≦0.2 min. Step3:+125+2 / -0℃ 15±1min. Number of cycles:300 | |
| Vibration test | | Frequency: 10-2000-10Hz for 20 min. Amplitude: Parts mounted within 2" from any secure point. Directions and times: X, Y, Z directions for 20 min. | |
| Reflow test | | Pre-heat: 150±5℃ Duration: 5 minutes Temperature: 260±5℃, 20~40 seconds (IPC/JEDEC J-STD-020C) | |
| Solder test | | Terminals should be covered by over 95% solder onvisual inspection | After dip into flux, dip into solder 235±5℃, 4±1seconds Flux、solder for lead free (ANSI /J-STD-002C Method B) |

| | | | |
|------------------------|-------------|-----------------------|-----------------------|
| 客户名称 CUSTOMER | | 日期 DATE | 2026/3/10 |
| 客户物料编号 CUSTOMER P/N | | 客户规格型号 DESCRIPTION | CD65 2mH ±20% 0.3A |
| 我司物料编号 OUR PART NO | XRCD65-202M | 我司品名 OUR PART NAME | SMD CD power Inductor |

7. SOLDERING CONDITION RECOMMENDED (推荐焊接条件)

7.1 器件焊接方式：回流焊--- Component Soldering Method: Reflow Soldering

7.1.1 回流焊焊接方式及推荐炉温曲线 --- Reflow Soldering Method and Recommended Oven Temperature Profile



7.1.2 高温耐热性描述 (在265°C的熔融铅料中, 停留时间不少于10秒, 3次最少, 无质量问题。)

---High-Temperature Heat Resistance Specification (When immersed in molten lead at 265°C, the component must withstand a minimum dwell time of 10 seconds for at least three consecutive cycles without any quality defects.)

7.1.3 返修温度和时间 (温度: 400°C; 时间: 不少于5秒。)

---Reflow Temperature and Time (Temperature: 400°C; Time: Not less than 5 seconds.)

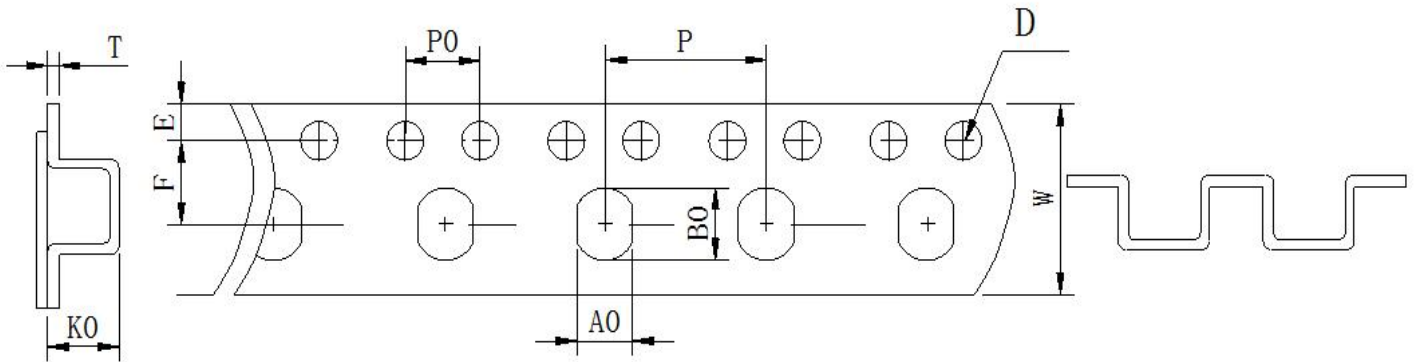
7.1.4 焊接次数 (元器件能承受的焊接次数不少于3次。)

--- Number of soldering cycles (The component can withstand no fewer than three soldering cycles.)

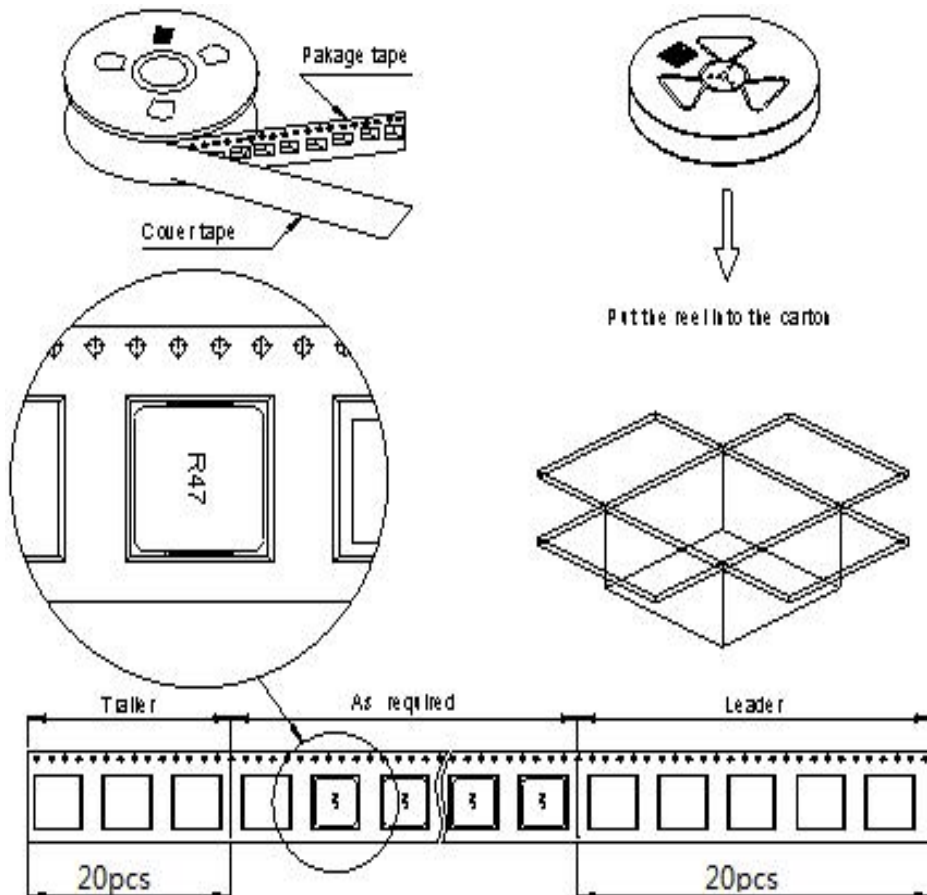
产品承认书 SPECIFICATION FOR APPROVAL

| | | | |
|------------------------|-------------|-----------------------|-----------------------|
| 客户名称 CUSTOMER | | 日期 DATE | 2026/3/10 |
| 客户物料编号 CUSTOMER P/N | | 客户规格型号 DESCRIPTION | CD65 2mH ±20% 0.3A |
| 我司物料编号 OUR PART NO | XRCD65-202M | 我司品名 OUR PART NAME | SMD CD power Inductor |

8. Packaging Information (包装信息)



| Q'TY (PCS) | W | AO | BO | KO | W | P | F | E | D | PO | T |
|------------|----------|---------|----------|---------|----------|---------|---------|----------|---------|---------|----------|
| 1000 | 12.0±0.3 | 5.8±0.2 | 6.55±0.2 | 5.0±0.2 | 16.0±0.3 | 8.0±0.1 | 5.5±0.1 | 1.75±0.1 | 1.5±0.1 | 4.0±0.1 | 0.4±0.05 |



- ① 一卷包装: 1000Pcs;
- ② 小箱装四卷: 一共3000Pcs;
- ③ 大箱装四小箱: 一共12000Pcs.